

Chapter VI A

Study of the cloud point of C₁₂E_n nonionic surfactants: effect of additives

* This chapter contains some data which has been published in the research paper:
K. Shivaji. Sharma, Sandeep R. Patil, Animesh Kumar Rakshit, Colloids Surf. A, **219**, 67,
2003.

Preview

Nonionic Surfactants are useful in the formation of emulsions. The aqueous solutions of these surfactants show complex phase behaviour including liquid-liquid phase separation at higher temperature. Addition of foreign substance to surfactant solutions does change the temperature at which the clouding phenomenon occurs. In this chapter, we report the effect of electrolytes as well as nonelectrolytes on the cloud point (CP) of a series of nonionic surfactants of the poly(oxyethylene) ether type $C_{12}E_n$ ($n=6$, and 9). It was observed that NaI and KI have different effect on the CP from that of NaCl, NaBr, KCl and KBr. Tetra butyl ammonium iodide (TBAI) acts differently on the CP from the Tetramethyl ammonium bromide (TMAB). Overall the electrolytes and non-electrolytes have a large amount of effect on CP of nonionic surfactants, because of their effect on water structure and their hydrophilicity.

Keywords: Nonionic Surfactants; Cloud Point; Electrolytes; Non-electrolytes; Hydrophilicity.

1. Introduction

Nonionic surface active agents are prepared by reacting a water insoluble material, such as an alkyl phenol with ethylene oxide to give a product which has an oil soluble group attached to a water soluble polyoxyethylene chain. The high water solubility of polyoxyethylene chain is due to hydrogen bonding between the solvent and the ether oxygen atoms in the chain. Since hydrogen bonding is temperature sensitive phenomenon, for each nonionic emulsifier molecule, there exists a temperature at which the degree of hydration of the hydrophilic portion is just insufficient to solubilize the remaining hydrocarbon portion, which is called the “Cloud Point”[1]. At this temperature, surfactant is no longer soluble in water and solution becomes hazy or cloudy. This instant separation of nonionic surfactant upon heating into two phases, one surfactant rich and other aqueous, containing surfactant close to cmc at that temperature is the characteristic of nonionic surfactant which differentiates it from ionic surfactant. Nonionic surfactants are widely used as solubilizers, emulsifiers and detergents in many industrial processes. Therefore, the cloud point data are of considerable practical interest. For instance, the stability of O/W emulsions solubilized by nonionic surfactant has been related to CP [3-5]. In preparing emulsions, the CP is very important in selection of the most suitable surfactant for a given oil [3,6,7]. Moreover pharmaceutical dosage forms consist of nonionic surfactant as stabilizer [8]. Several factors have been considered to be responsible for the CP phenomenon like structure of surfactant molecule, concentration, temperature and a third component (additive). CP is very sensitive to the presence of additives in a system, even at a very low concentration. The additives modify the surfactant-solvent interactions, change the cmc, size of micelles and phase behavior in the surfactant solutions [9]. Many efforts have been made to investigate the effect of various additives eg. inorganic electrolytes [10,12-20], organic compounds [7,8,11,21-25], ionic surfactants [10, 24-29], cationic surfactants [24,29] and zwitterionic surfactants on the cloud point of a nonionic surfactant. Some authors have also reported the CP of ionic surfactants [30-32]. This chapter incorporates experimental results of the effect of various additives like inorganic electrolytes (NaX, KX, $\text{Ca}(\text{NO}_3)_2$ where X is halide ion) and non-electrolytes (PEG-4000, carboxy methyl cellulose, glucose, sucrose) on the cloud points of aqueous .

solutions of a series of $C_{12}E_n$ ($n=6$, and 9) nonionic surfactants. We have also determined the cloud point of $C_{12}E_9$ in presence of TX 100, which is widely used as a detergent in molecular biology [33].

2. Materials and methods

Hexaoxyethylene monododecylether, $C_{12}E_6$ -[CH₃ (CH₂)₁₁(OCH₂CH₂)₆OH], and nonaoxyethylene mono dodecylether, $C_{12}E_9$ -[CH₃ CH₂)₁₁(OCH₂CH₂)₉OH], of Lion Corporation, Tokyo, Japan were used as received. The electrolytes used in all experiments were of analytical grade. Glucose and sucrose were obtained from Qualigens, India. Carboxy methyl cellulose (M.W.~100,000) & PEG-4000 (M.W. 4000) were obtained from Suvidinath Laboratories, Baroda, India. Doubly distilled water was used to prepare sample solutions.

Cloud points of surfactant solutions were determined visually by noting the temperature at which the turbidity was observed. The temperature at which the turbidity disappeared on cooling was also noted. Cloud points presented in this chapter are averages of the appearance and disappearance temperatures of the clouds. These temperatures did not differ by more than 0.4 °C.

3. Results and discussion

In Fig. 1 the effects of NaF, NaCl, NaBr and NaI on the cloud point of $C_{12}E_9$ are reported. NaF, NaCl and NaBr decrease the cloud point of both surfactants, whereas NaI increases the cloud point. In the lyotropic series, it is expected that the effect of $F^- > Cl^- > Br^- > I^-$ on the decrease in CP, because the ionic sizes increase along the group consequently decreasing the formal charge density on anion, thus lowering the attraction on anion and thereby lowering the attraction of water. However NaI is considered as water structure breaker, resulting in an increase in CP. Similar results for $C_{12}E_6$ were observed earlier also [34].

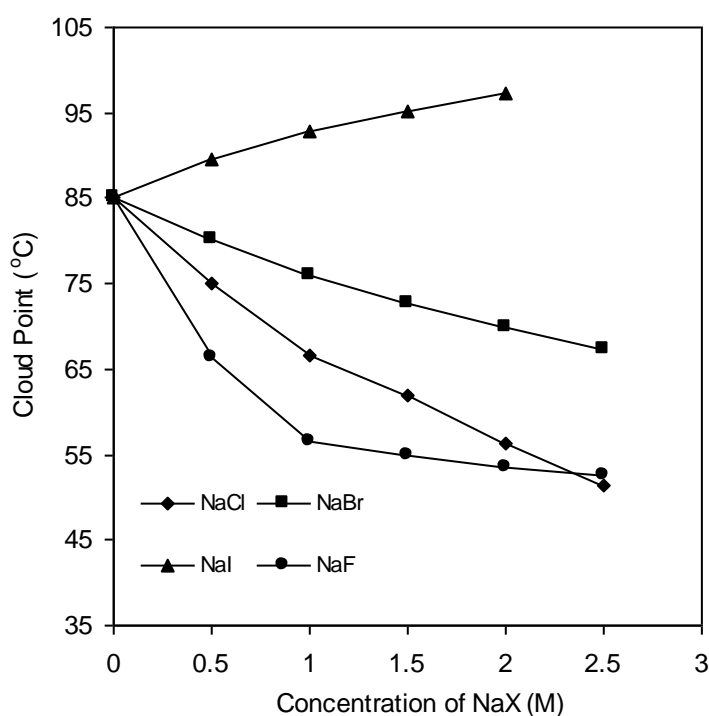


Fig. 1. Cloud point of $C_{12}E_9$ (1% w/v) in presence of NaX.

Figure 2 illustrates the change in cloud point, ΔCP ($^{\circ}C$) of $C_{12}E_6$, and $C_{12}E_9$ (1% w/v) in presence of KCl, KBr and KI. These electrolytes also had similar

impact on the CP as did NaF, NaCl, NaBr and NaI had on $C_{12}E_6$ and $C_{12}E_9$. NaX has more pronounced effect than KX, barring an exception of KBr, which decreased the CP to a large extent compared to NaBr.

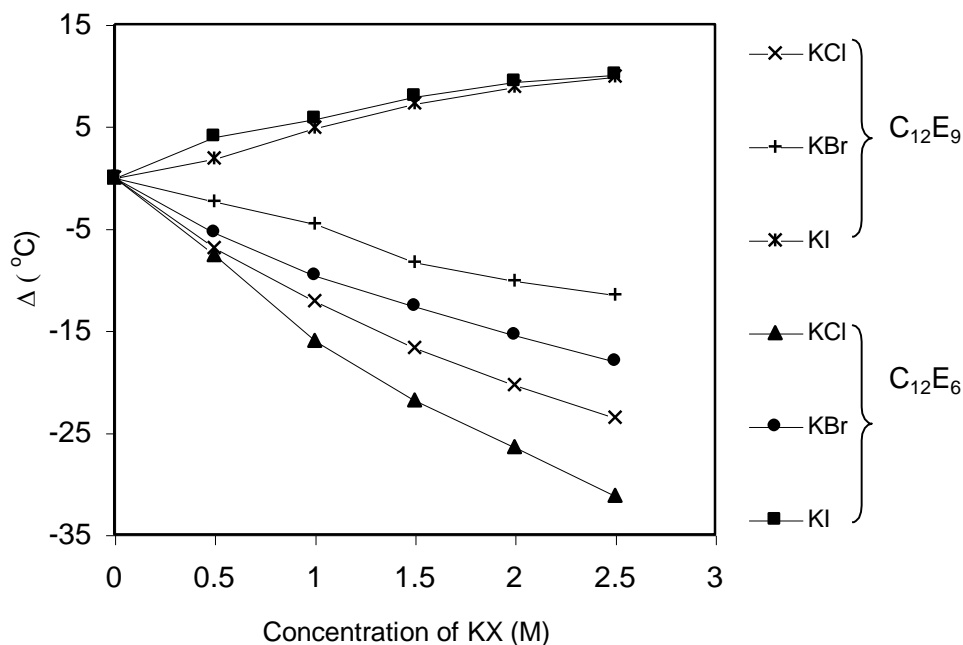


Fig. 2. Change in cloud point (Δ CP, °C) of $C_{12}E_n$ in presence of KX.

Figs. 3 and 4 represent the effect of tetra butyl ammonium iodide (TBAI) and tetra methyl ammonium bromide (TMAB) on the cloud points of $C_{12}E_n$ ($n=6$, and 9) respectively. It is clear from Fig. 3 that CP of $C_{12}E_n$ increases with increase in concentration of TBAI. The cloud point increase in this case is attributed to the mixed micelle formation of TBAI with nonionic surfactant predominating over water structure formation. Thus the mixed micelles with their cationic components have greater intermicellar repulsions and stronger interaction with water and consequently higher cloud point than the corresponding POE nonionic micelle [16]. TMAB however, decreases the CP of all three surfactants. TMAB is water structure former, thereby decreases the availability of nonassociated water molecules to hydrate the ether oxygens of the POE chain [2] and thus lowering the cloud point.

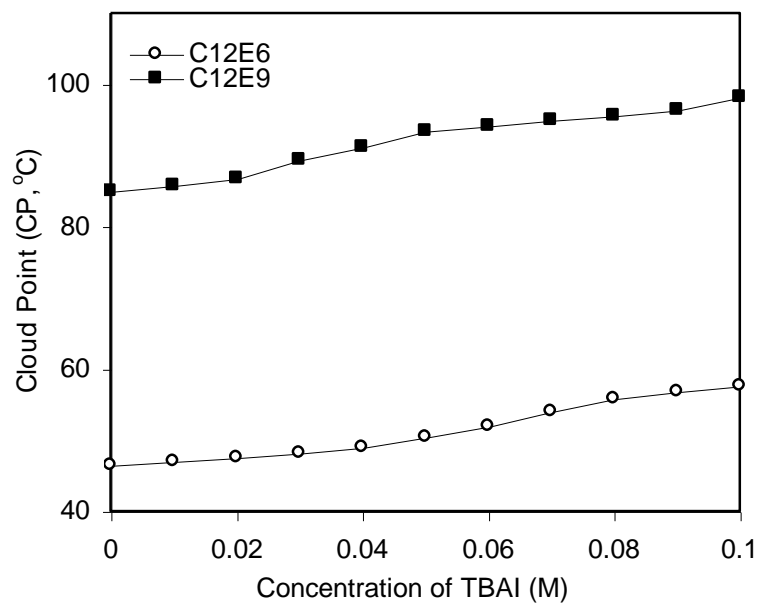


Fig. 3. Cloud Point of $C_{12}E_n$ (1% w/v) in presence of Tetra butyl ammonium iodide.

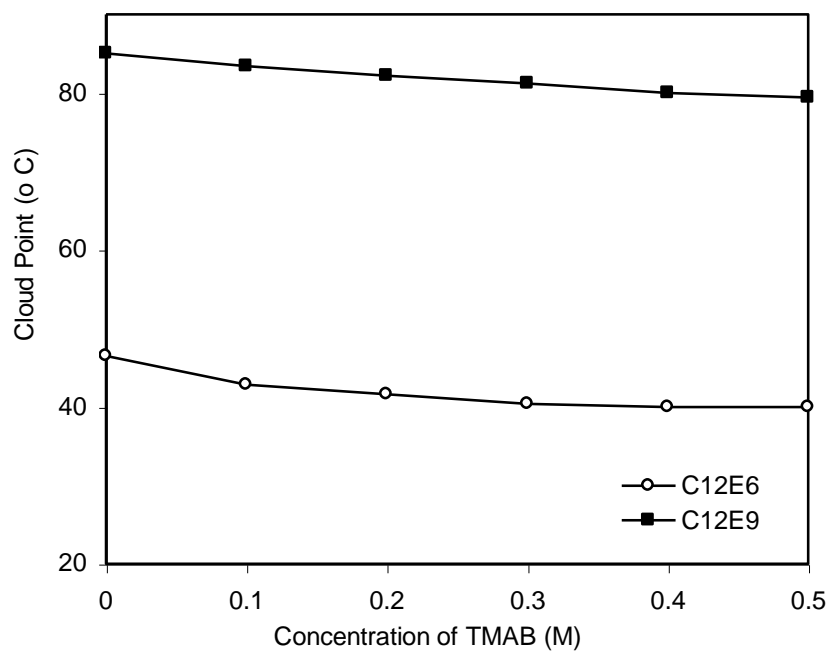


Fig. 4. Cloud Point of $C_{12}E_n$ (1% w/v) in presence of Tetra methyl ammonium bromide.

In Fig. 5, the cloud point of $C_{12}E_n$ (1% w/v) solution in presence of glucose, sucrose and $Ca(NO_3)_2$ is illustrated. It is clear that, glucose and sucrose both decrease the cloud point, whereas $Ca(NO_3)_2$ has negligible effect on the CP of $C_{12}E_n$. This indicates that glucose and sucrose remove nearby water molecules surrounding the micelle and helping the micelles to approach each other easily.

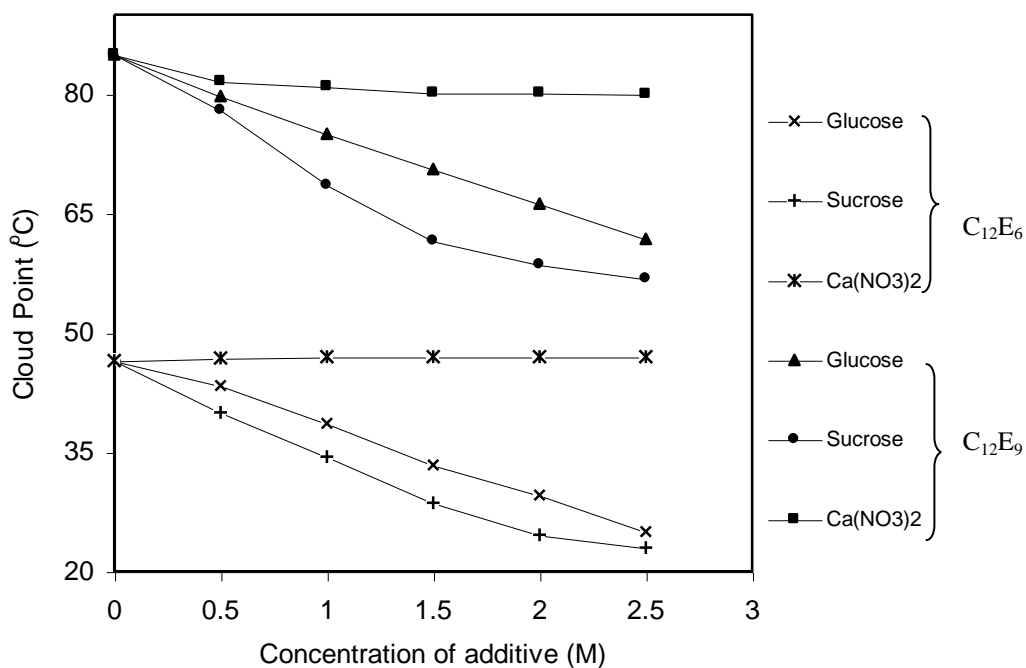


Fig. 5. Cloud Point of $C_{12}E_n$ (1% w/v) in presence of different additives.

It was suggested by Kjellander et al [35] that, appearance of cloud point is entropy dominated. The ethylene oxide group of POE nonionic surfactant is highly hydrated. When the additives (glucose and sucrose) are added, the water of hydration of the micelles decreases, as these additives compete for water molecules associated with the micelle. Thus with two relatively less hydrated micelles approaching each other, the hydration spheres overlap and some of the water molecules are freed to increase the entropy of the system. At the cloud point, the water molecules get totally detached from the micelles. However some researchers [3] have suggested that the hydrophobic and hydrophilic parts of the micelle interact with water differently where temperature dependent interaction parameters come in

to play. At CP the hydrophobicity has relative dominance over hydrophilicity and complete removal of water may not be necessary. With our study it is difficult to make a choice between the two ideas. In any case the overall entropy is high and hence the free energy change is relatively more negative and the appearance of cloud point is facile [36].

In Table 1, the cloud points of $C_{12}E_6$, and $C_{12}E_9$ (1% w/v) as function of concentration of KSCN are presented. It is evident that, thiocyanate anion being a very soft lewis base and water structure breaker increases the cloud point by making more water molecules available to interact with POE chain.

Table 1.

Cloud Point of $C_{12}E_n$ in presence of KSCN

Concentration of KSCN (M)	Cloud Point ($^{\circ}C$)	
	$C_{12}E_6$	$C_{12}E_9$
0.0	46.5	85
0.1	48	87.2
0.2	50.6	89
0.3	52.8	90.2
0.4	54.2	91.6
0.5	55.4	92.8

We have also determined the CP of $C_{12}E_9$ mixed with Triton X 100 i.e. nonionic-nonionic surfactant system. The cloud points of $C_{12}E_9$ /TX100 (2% w/v) mixed in various mole ratios and are illustrated in Fig. 7. It is clear that, the CP of mixed surfactant system at all mole fractions in both the systems are intermediate between either of the pure surfactant.

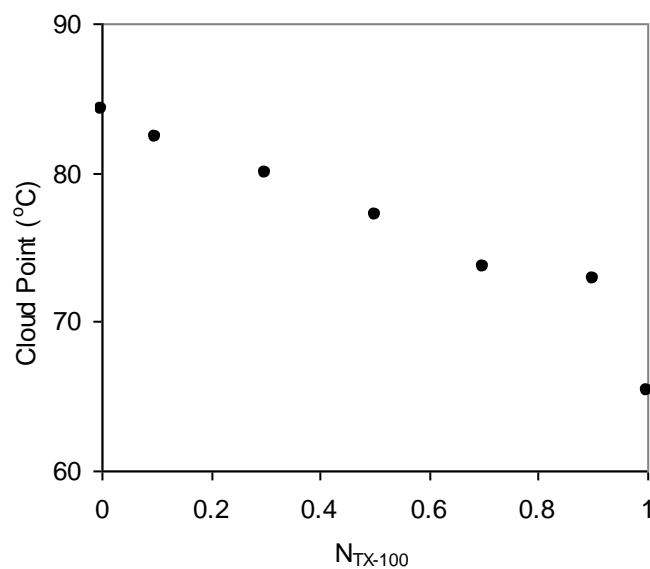


Fig. 7. Cloud Point for $C_{12}E_9$ /TX-100 (2% w/v) as a function of mole fraction of TX-100

Table 2.

Cloud Point (°C) of $C_{12}E_n$ in presence of Carboxy methyl cellulose (CMC) and PEG-4000.

CMC (% w/v)	Cloud Point (°C)		PEG- 4000 (% w/v)	Cloud Point (°C)	
	$C_{12}E_6$	$C_{12}E_9$		$C_{12}E_6$	$C_{12}E_9$
0.0	46.5	85	0.0	46.5	85
0.1	41.4	83.8	0.01	37.4	82.4
0.2	41.4	83.4	0.02	34.2	81
0.3	41.4	83	0.03	29.6	80.4
0.4	41.2	82.6	0.04	24	79.8
0.5	41	81.4	0.05	18.8	78.8

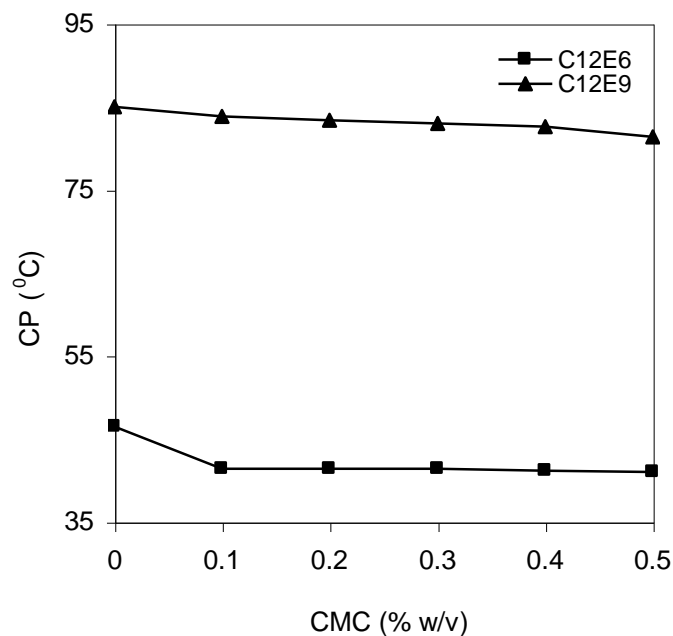


Fig. 8. Cloud Point of $C_{12}E_n$ in presence of CMC.

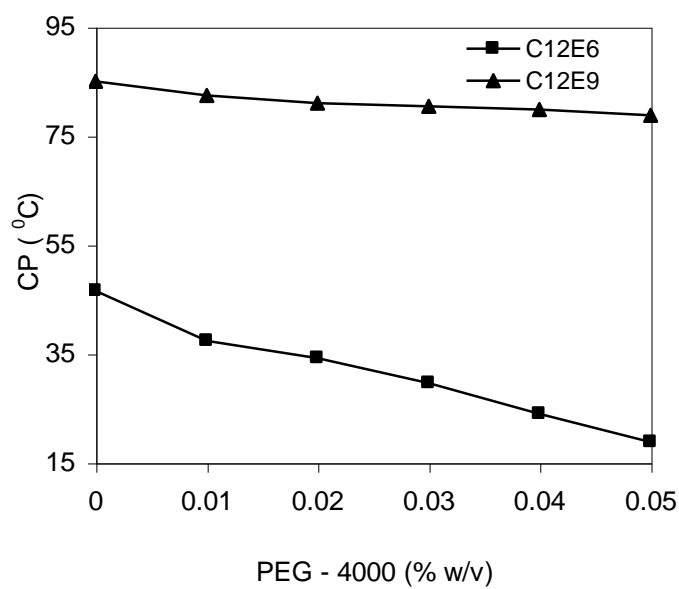


Fig. 9. Cloud Point of $C_{12}E_n$ in presence of PEG – 4000.

We also investigated the effect of carboxy methyl cellulose and PEG-4000 on the CP of $C_{12}E_n$ (1% w/v) solution (Table 2, Figs. 8 and 9). It was suggested earlier that the solutes, which get solubilized in the POE mantle of the micelle decrease the

cloud point [37]. Hence we believe that, both carboxy methyl cellulose and PEG-4000 do enter the core of the micelle, consequently decreasing the cloud point. Similar result for TX114 on addition of PEG 200, 300 and 400 has been reported earlier [10]. However, as carboxy methyl cellulose and PEG-4000 are expected to be reasonably hydrated it is difficult to visualize these molecules in core of the micelle which is oil type but may be present at the palisade layer. Moreover they will affect the water structure as well as the number of water molecules available for POE groups of the surfactants to be hydrated and hence the CP decreases (cf. discussion of the effect of glucose, sucrose etc., Fig. 6).

Clouding phenomenon is dependent on the structure of poly oxyethylenated nonionic surfactant. The results reported in this article also support the above-mentioned hypothesis. We have studied the effect of various foreign substances on the CP of $C_{12}E_6$, and $C_{12}E_9$. That is, the hydrophobic group is same, only the ethylene oxide content is changing (n=6, and 9). Higher the percentage of oxyethylene (hydrophilic) group, higher will be the cloud point, though the relation between oxyethylene percentage and cloud point is not linear. Hence the decreasing order of cloud point of nonionic surfactants is $C_{12}E_9 > C_{12}E_6$ [2].

4. Conclusion

The effects of various electrolytes and non-electrolytes on the cloud points of $C_{12}E_6$, $C_{12}E_9$ and $C_{12}E_{10}$ were studied. The CP of $C_{12}E_{10}$ showed a minimum in variation with concentration. Sucrose, glucose, KCl, KBr, NaCl, NaI, $(CH_3)_4NBr$ and $(C_4H_9)_4NI$ do change the cloud point to a large extent. Water structure breaking property of NaI and KI makes its effect different from that of NaCl, NaBr as well as KCl and KBr. $(C_4H_9)_4NI$ has different effect on CP than $(CH_3)_4NBr$, because of mixed micelle formation of $(C_4H_9)_4NI$ with nonionic surfactant predominating over water structure formation. Mixed nonionic-nonionic surfactant system shows clouding phenomenon at temperatures, which are intermediate to that of corresponding pure surfactants.

References

- [1] W. N. Maclay, *J. Colloid Sci.* 11 (1956) 272.
 - [2] M. J. Rosen, *Surfactants and Interfacial Phenomenon*, John-Wiley, New York, 1988.
 - [3] L. A. M. Rupert, *J. Colloid Interface Sci.* 153 (1992) 92.
 - [4] L. A. Schubert, R. Strey and M. Kahlweit, *J. Colloid Interface Sci.* 141 (1991) 21.
 - [5] K. Shinoda and H. Arai, *J. Phys. Chem.* 68 (1964) 3485.
 - [6] V. B. Sunderland and R. P. Enever, *J. Pharm. Pharmacol.* 24 (1972) 808.
 - [7] A. T. Florence, F. Madsen and F. Puisieux, *J. Pharm. Pharmacol.* 27 (1975) 385.
 - [8] H. Schott and A. E. Royce, *J. Pharm. Sci.* 73 (1984) 793.
 - [9] T. Gu and P. A. Galera-Gomez, *Colloids Surf.* 147 (1999) 365.
 - [10] L. Koshy, A.H. Saiyad and A.K. Rakshit, *Colloid Polym. Sci.* 274 (1996) 582.
 - [11] S. B. Sulthana, S.G.T. Bhat and A.K. Rakshit, *Colloids Surf.* 111 (1996) 57.
 - [12] M. J. Schick, *J. Colloid Sci.* 17 (1962) 801.
 - [13] A. Doren and J. Goldfarb, *J. Colloid Interface Sci.* 32 (1970) 67.
 - [14] K. Shinoda and H. Takeda, *Colloid Interface Sci.* 32 (1970) 642.
 - [15] H. Schott, *J. Colloid Interface Sci.* 43 (1973) 150.
 - [16] H. Schott and S.K. Han, *J. Pharm. Sci.* 64 (1975) 658; *J. Pharm. Sci.* 66 (1977) 165.
 - [17] D. Balasubramaniam and P. Mitra, *J. Phys. Chem.* 83 (1979) 2724.
 - [18] H. Schott, A.E. Royce and S.K. Han, *J. Colloid Interface Sci.* 98 (1984) 196.
 - [19] T.R. Carale, Q. T. Pham and D. Blankschtein, *Langmuir* 10 (1994) 109.
 - [20] K. Weckstrom and M. Zulauf, *J. Chem. Soc. Faraday Trans.* 1281 (1985) 2947.
 - [21] L. Marszall, *J. Colloid Interface Sci.* 60 (1977) 570.
-

- [22] B. S. Valaulikar, B.K. Mishra, S. S. Bhagwat and C. Manohar, *J. Colloid Interface Sci.* 144 (1991) 304.
- [23] L. Marszall, *Colloids Surf.* 35 (1989) 1.
- [24] A.S. Sadaghiana and A. Khan, *J. Colloid Interface Sci.* 194 (1991) 191.
- [25] S. Briganti, S. Puvvada and D. Blankshtein, *J. Phys. Chem.* 95 (1991) 8989.
- [26] P. G. Nilsson and B. Lindman *J. Phys. Chem.* 88 (1984) 5391.
- [27] B. S. Valaulikar and C. Manohar, *J. Colloid Interface Sci.* 108 (1985) 403.
- [28] L. Marszall, *Langmuir* 4 (1988) 90; *Langmuir* 6 (1990) 347.
- [29] Z. Huang and T. Gu, *J. Colloid Interface Sci.* 138 (1990) 580.
- [30] J. Appell and G. Porte, *J. Phys. Lett.* 44 (1983) 689.
- [31] Z. J. Yu and G. Xu, *J. Phys. Chem.* 93 (1989) 7441.
- [32] K. Sanjeev, D. Sharma and Kabir-ud-din *Langmuir* 16 (2000) 6821.
- [33] B. Loizaga, I. G. Gurtubay, J.M. Marcella, F.M Gani and J. C. Gomex *Priochem Soc. Trans.* 7 (1979) 648.
- [34] S. R. Patil, T. Mukaiyama and A.K. Rakshit, *J. Disp. Sci. Technol.*, 24(2003) 659.
- [35] R. Kjellander and E. Florin *J. Chem. Soc. Faraday Trans.* 77 (1981) 2053.
- [36] S. B. Sulthana, S. G. T. Bhat and A. K. Rakshit, *Langmuir* 13 (1997) 4564.
- [37] P. Becher, M.J. Schick in M.J. Schick (Ed.) *Nonionic Surfactants Physical Chemistry*, Vol. 23, Marcel Dekker, New York, 1987, p.321.
-